


Switches

Standard Family Code LTC002501*B02



Description

Contactor with double interruption in air, electromagnetic control by full power coil. Single state functioning.

Reference Standard IEC 60077, IEC 61992 and IEC 60947.

Type	LTCS 250 or LTCH 250
Number of Poles	1 NC
Mounting Position	Horizontal - Vertical ¹
Control Voltage Rating U _c [Vdc]	24 - 36 - 48 - 72 - 110 ¹
Auxiliary Contact Blocks	2 (1 NO + 1 NC)
Block Type	SJ
Arc chute Material	Polyester Resin - Ceramic ¹
Main Contacts tips Material	S6
Arcing Contacts tips Material	-
Electric Diagram	-
Layout Drawing	D48543

¹ To be specified in order phase.

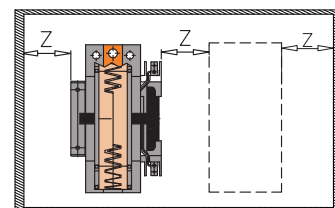
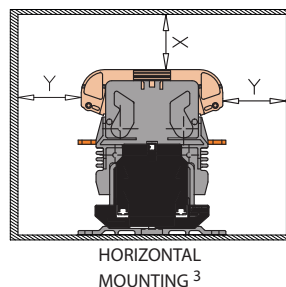
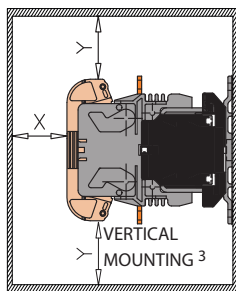
Electrical Characteristics

Rated Operational Voltage [V _{ac} /V _{dc}]	440 / 900 / 1800 ¹	
Max Operational Voltage [V _{ac} /V _{dc}]	2000	
Rated Insulation Voltage [V]	2000	
Conventional Free Air Thermal Current [A] at 40°C ²	250	
Conventional Free Air Thermal Current [A] at 75°C ²	200	
DC-Rated Operational Current (τ=15ms) [A]	Polyester Resin arc chute	Ceramic arc chute
1800V	16	20
900V	65	100
400V	130	200
DC-Maximum Breaking Capacity (τ=5ms) [A]		
1800V	25	30
900V	130	150
400V	195	225
AC-Maximum Breaking Capacity (cosφ=0,8; 50Hz) [A]		
1800V	60	72
900V	250	320
400V	320	400
Component Category / Operational Frequency Class	A2 / C3	
Short Circuit Withstand Capacity for 5ms [kA]	4	
Critical Current Range [A]	DC Reverse current	
Fault Making Capacity [kA]	2.4	
Blow Out Circuit Type	Permanent Magnet	

² Device cabled according IEC 60947

Minimum clearances [mm] from:				
Rated Operational Voltage	X	Y	Z	
900	Metal Parts	80	80	20
	Plastic Parts	50	50	0

Minimum clearances [mm] from:				
Rated Operational Voltage	X	Y	Z	
1800	Metal Parts	120	120	30
	Plastic Parts	50	50	20



³ OTHER MOUNTING POSITIONS NOT ALLOWED



Microelettrica Scientifica

Switches

Standard Family Code
LTC002501*B02

Mechanical Characteristics

Mechanical Endurance (cycles)	2x10 ⁶
Shock and Vibrations (IEC61373)	Cat.1 - Class B
Weight [kg]	2.5

Control Circuit

Control Voltage Range	0.7U _c ÷ 1.25U _c
Power Consumption (U _c and T = 20°C) at Pick Up - when Holding [W]	25 - 25
Mechanical Operation Time (U _c and T = 20°C) when Closing - Opening [ms]	50 - 20
Time Constant (L/R) at Pick Up - when Holding [ms]	25 - 70
Electrical Connections	Fast-On 6.35x0.8mm

Auxiliary Contacts

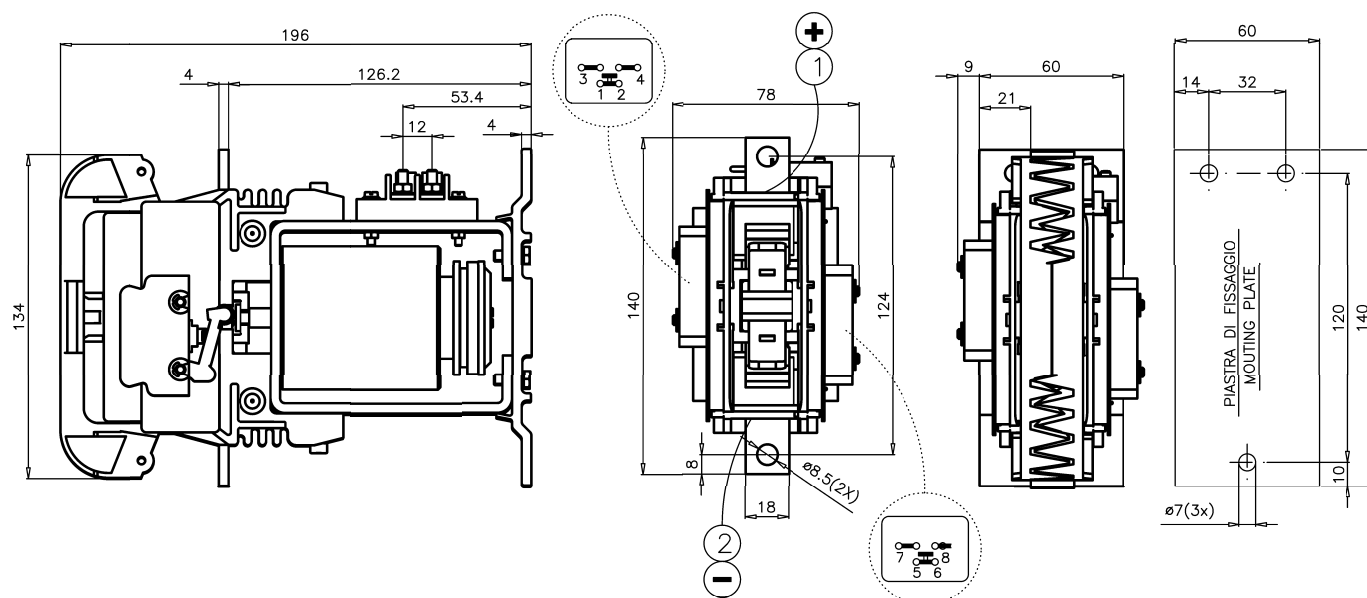
Tips material	Solid Silver
Rated Operational Voltage [V _{ac} / V _{dc}]	250
Rated Current [A]	10
Minimum Switching Current at 16V _{dc} [mA] ⁴	20
Electrical Connections	Fast-On 6.35x0.8mm

Environmental Condition

Stock Temperature Range	-50°C ÷ +85°C
Operational Temperature Range	Tx (-40°C ÷ +75°C) ⁵
Pollution Degree - Overvoltage Category (EN 50124-1)	PD3 - OV3
Max Altitude without Performance Derating [m]	2000

⁴ In clean and dry conditions

⁵ In according to IEC50125-1



Microelettrica Scientifica S.p.A. - 20090 Buccinasco (MI) - V. Lucania, 2 - Italy
Tel. +39 02 575731 - Fax +39 02 57510940 - E-Mail: info@microelettrica.com